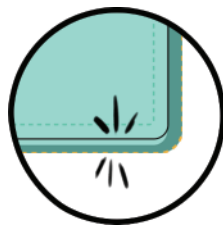
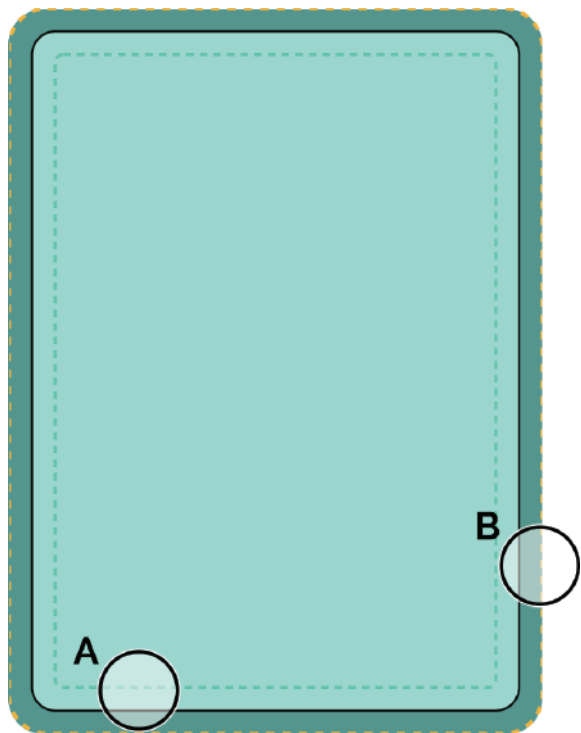
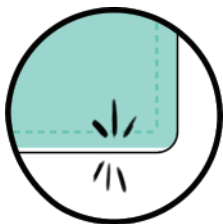


Card template - Annex



A - Margins

Keep all the important information and artwork inside the margin lines. This way you will avoid losing content if the artwork gets displace when the card is cut.



B - Bleed

Remember to always extend your artwork to the bleed lines. If you leave it blank, and because of small displacements during the cutting step, you could end with some white areas showing in the borders.