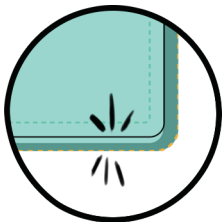
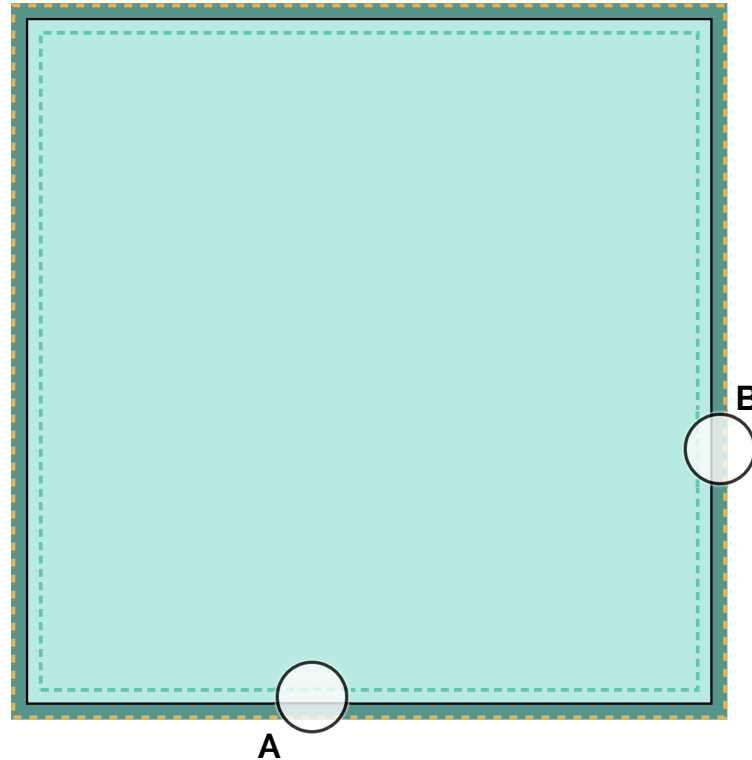


Paper pad template - Annex




A - Margins

Keep in mind that when getting assembled the box artwork might "spill" into a different side of the box. Because of that:

- 1 - Keep any important information inside the margin lines.

- 2- Consider how will you design your box artwork so it doesn't look out of place if it gets displaced.



B - Bleed

Remember to always extend your artwork to the bleed lines. If you leave it blank, and because of small displacements during the cutting step, you could end with some white areas showing in the borders.